



SONALI BANK PLC
TREASURY MANAGEMENT DIVISION-1 (FRONT OFFICE)
HEAD OFFICE, DHAKA

www.sonalibank.com.bd

E-mail: dgmtmd@sonalibank.com.bd, fxdealing@sonalibank.com.bd

Daily Foreign Exchange Rate Circular No: 2024/074

DATED : 24.04.2024

EFFECTIVE DATE: 24TH APRIL, 2024

NOTE: * FROM 1ST JULY 2023, LIBOR IS BEING REPLACED BY SOFR, SONIA, ESTR ETC.

1. CROSS RATES IN TOKYO, HONGKONG EXCHANGE MARKET AS ON 24/04/2024 AT 09:53 A.M. (LOCAL)

	US\$ PER GBP 1.00	US\$ PER EUR 1.00	CAD PER US\$ 1.00	CHF PER US\$ 1.00	JPY PER US\$ 1.00	AED PER US\$ 1.00
SELLING	1.2457	1.0706	1.3662	0.9116	154.8200	3.6723
BUYING	1.2453	1.0705	1.3663	0.9120	154.8300	3.6733

2.a) SONALI BANK LTD DEALING RATES TO PUBLIC (B.TAKA FOR ONE UNIT OF FOREIGN CURRENCY)

TT/OD	B.C.	CURRENCY	SPOT BUYING		
			TT CLEAN	O.D. SIGHT	O.D.
110.0000	110.0000	U.S.DOLLAR	109.5000	109.5000	109.5000
143.8784	143.8784	G.B.POUND	136.3604	136.3604	136.3604
123.6543	123.6543	EURO	117.2198	117.2198	117.2198
80.9179	80.9179	CANADIAN DOLLAR	79.7427	79.7427	79.7427
123.0803	123.0803	SWISS FRANC	119.4655	119.4655	119.4655
0.7176	0.7176	JAPANESE YEN	0.7002	0.7002	0.7002
72.0786	72.0786	AUSTRALIAN DOLLAR	70.9934	70.9934	70.9934
15.8654	15.8654	DANISH KRONE	15.6350	15.6350	15.6350
14.1110	14.1110	HONGKONG DOLLAR	13.9069	13.9069	13.9069
10.1558	10.1558	NORWEGIAN KRONE	10.0045	10.0045	10.0045
10.2005	10.2005	SWEDISH KRONA	10.0791	10.0791	10.0791
81.3346	81.3346	SINGAPORE DOLLAR	80.1121	80.1121	80.1121
23.1567	23.1567	MALAYSIAN RINGGIT	22.8030	22.8030	22.8030
29.4745	29.4745	SAUDI RIYAL	29.0470	29.0470	29.0470
30.1037	30.1037	UAE DIRHAM	29.6607	29.6607	29.6607
358.9752	358.9752	KUWAITI DINAR	353.6730	353.6730	353.6730
30.3209	30.3209	QATAR RIYAL	29.8582	29.8582	29.8582
3.0000	3.0000	THAI BAHT	2.9542	2.9542	2.9542
15.2577	15.2577	CHINESE YUAN	15.0371	15.0371	15.0371
0.0045	0.0045	VIETNAM DONG	0.0042	0.0042	0.0042
0.0070	0.0070	INDONESIAN RUPIAH	0.0066	0.0066	0.0066
1.3340	1.3340	INDIAN RUPEE	1.3015	1.3015	1.3015

2.b) EXPORT BILL COLLECTION RATE AGAINST US\$ 1 = TK. 109.5000

2.c) USANCE EXPORT BILL BUYING RATES (B. TAKA FOR ONE UNIT OF FOREIGN CURRENCY)

	30 DAYS DA	60 DAYS DA	90 DAYS DA	120 DAYS DA	180 DAYS DA
USD	108.7122	108.0735	107.4347	106.7960	105.5185
GBP	135.3793	134.5839	133.7884	132.9930	131.4021
EUR	116.3764	115.6926	115.0089	114.3251	112.9575

PLEASE CONTACT OUR DEALING ROOM FOR D.A.BILL BUYING RATES FOR OTHER CURRENCIES.

2.d)	FORWARD RATE	1 MONTH	2 MONTHS	3 MONTHS
SELLING U.S.DOLLAR		111.4254	112.8508	114.2763
BUYING U.S.DOLLAR		110.9189	112.3379	113.7568

2.e) PLEASE CONTACT US FOR FORWARD BOOKING : PHONE 02223381434

3.a) SELLING AND BUYING RATES ON CASH FOREIGN CURRENCY AND T.Cs.

SELLING		BUYING	SELLING		BUYING
115.0000	U.S.DOLLAR	114.0000	147.0000	G.B.POUND	143.0000
90.0000	SINGAPORE DOLLAR	83.0000	375.0000	KUWAITI DINAR	350.0000
131.0000	EURO	125.0000	115.0000	USD. T.Cs	114.0000
25.2000	MALAYSIAN RINGGIT	22.0000	147.0000	GBP. T.Cs	143.0000
32.5000	UAE DIRHAM	30.0000	31.1000	SAUDI RIYAL	27.0000
300.0000	OMANI RIAL	285.0000	305.0000	BAHRANI DINAR	290.0000
1.4700	INDIAN RUPEE	1.4100	33.1000	QATAR RIYAL	32.0000
0.8400	JAPANESE YEN	0.7000	17.0000	CHINESE YUAN	14.0000
79.0000	AUSTRALIAN DOLLAR	74.0000	3.5000	THAI BAHT	3.3000
87.0000	CANADIAN DOLLAR	82.5000			

3.b) CASH SELLING AND BUYING RATES FOR ALL OTHER CURRENCIES WILL BE SAME AS T.T/O.D. SELLING AND O.D. TRANSFER BUYING RATE RESPECTIVELY MENTIONED UNDER SRL. NO.2(a) ABOVE.

4. OTHER INFORMATION : VALUE OF ISLAMIC DINAR & SDR IS SAME

ONE SDR =US\$	1.3145	= TK.	144.2664
BOMBAY :	23.04.2024	IRS:RBI REF.RATE US\$ 1=RS.	83.3765
MOSCOW :	24.04.2024	US\$ 1 = RUSSIAN ROUBLE	93.1955/93.2045

5. NOTIONAL RATE FOR BACK TO BACK L/C TK. = 109.5000 PER USD.

(MD. MIJANUR RAHMAN)
SENIOR PRINCIPAL OFFICER
PHONE: 02223381434

(MD. MAHFUZAR RAHMAN)
ASSISTANT GENERAL MANAGER
PHONE: 0241051434, 02223381434

(MOHAMMAD FAZLUL KABIR)
DEPUTY GENERAL MANAGER
PHONE: 02-47121416

DATE : 24.04.2024

6. VALUE OF ONE SDR & ONE USD WITH NATIONAL CURRENCIES FOR ACU MEMBER COUNTRIES AS PER IMF RATES AS ON 22.04.2024 THESE RATES ARE EFFECTIVE AS ON 24TH APRIL, 2024

SDR 1= US DOLLAR	1.3145	USD 1= BANGLADESH TAKA	109.7500
SDR 1= BANGLADESH TAKA	144.2664		
SDR 1= PAKISTAN RUPEE	193.3630	USD 1= PAKISTAN RUPEE	147.1000
SDR 1= INDIAN RUPEE	109.6430	USD 1= INDIAN RUPEE	83.4104
SDR 1= SRI LANKA RUPEE	253.9970	USD 1= SRI LANKA RUPEE	193.2271
SDR 1= NEPALESE RUPEE	158.3790	USD 1= NEPALESE RUPEE	120.4861
SDR 1= IRANIAN RIYAL	58514.4000	USD 1= IRANIAN RIYAL	44514.5683
SDR 1= MYANMAR KYAT	8.4391	USD 1= MYANMAR KYAT	6.4200

7. BENCHMARK / REFERENCE RATE :

	Date	CURRENCY	OVER NIGHT	1 MONTH	3 MONTH	6 MONTH	12 MONTH
SOFR	23.04.2024	USD	5.31000	5.31685	5.32355	5.29770	5.21061
SONIA	23.04.2024	GBP	5.19930	5.18760	5.15230	5.06520	4.91800
ESTR	23.04.2024	EUR	3.91000	3.91344	3.92572	3.94273	3.74417

8. INTEREST RATE (%) :-

a) NCFD Account Interest Rate : (16.04.2024 TO 30.04.2024)


	1 MONTH	3 MONTH	6 MONTH	12 MONTH
USD:	5.07	5.07	5.03	4.92
GBP:	4.95	4.93	4.86	4.72
EUR:	3.66	3.68	3.69	3.47


b) FC Account Interest Rate : (16.04.2024 TO 30.04.2024)


USD	GBP	EUR
5.02	4.90	3.61

c) RFCD Account Interest Rate : (16.04.2024 TO 30.04.2024)

	1 MONTH	3 MONTH	6 MONTH	12 MONTH
USD:	6.82	6.82	6.78	6.67
GBP:	6.70	6.68	6.61	6.47
EUR:	5.41	5.43	5.44	5.22


(MD. MIJANUR RAHMAN)
SENIOR PRINCIPAL OFFICER
PHONE: 02223381434


(MD. MAHFUZAR RAHMAN)
ASSISTANT GENERAL MANAGER
PHONE: 0241051434, 02223381434


(MOHAMMAD FAZLUL KABIR)
DEPUTY GENERAL MANAGER
PHONE: 02-47121416